


GOVT. OF ASSAM
OFFICE OF THE PRINCIPAL; HAFLONG GOVT. COLLEGE, HAFLONG

N O T I C E
09.03.2024

All the 1st semester of FYUG students 2023-24 (Arts/Science/Commerce) of Haflong Govt. College are inform that as per Assam University notification Aadhar is mandatory to create ABC accounts. And those students who have already created ABC accounts need to map their ABC accounts to National Academic Depository (NAD) to Samarth portal of Assam University, Silchar www.aus.samarth.edu.in on or before 18th March, 2024. Failing which their marksheet will not be processed for the same.

NB: Step by step procedure for mapping of ABC account to Samarth of Assam University are displayed in the Notice Board of Haflong Govt. College Arts Block and Haflong Govt. College Website <https://haflonggovtcollege.ac.in>


Principal i/c,

Haflong Govt. College, Haflong

No. HC/16/Exam-1/2023-24/

/Dated Haflong the 9th March, 2024.
Copy to the District Information & Public Relation Officer, Dima Hasao, Haflong with a request to make wide publicity of the above notice repeatedly.


Principal i/c,

Haflong Govt. College, Haflong



असम विश्वविद्यालय

(एक केन्द्रीय विश्वविद्यालय)
सिलचर 788011
असम, भारत

ASSAM UNIVERSITY

(A Central University)
Silchar 788011
Assam, India

No. AUE/NAD-AUS/2017

Dated 8th March, 2024


IMPORTANT NOTIFICATION FOR FYUG STUDENTS

It is hereby notified for information of all concerned that Aadhaar is mandatory for creating Academic Bank of Credit(ABC) accounts. Students of FYUG programme who have Aadhaar are advised to create ABC account which plays a pivotal role in FYUG programme under NEP 2020. Those students who have already created ABC accounts need to map their ABC accounts for National Academic Depository (NAD) to SAMARTH portal of Assam University. Step by step procedure for mapping ABC accounts to SAMARTH portal of Assam University, Silchar is annexed at **ANNEXTURE-I**.

In this connection, all concerned are hereby requested to map their ABC accounts for NAD to SAMARTH portal of Assam University **on or before 20th March, 2024**, failing which his/her marksheet will not be processed for issuing to the concerned college.


For any clarification, contact Nodal Officer, NAD/ABC @ 9856626745.

This issued with the approval of the competent authority, AUS .


(Dr Suprabir Dutta Roy)
Controller of Examinations

Copy to:

1. PS to Vice-Chancellor for kind information of Vice-Chancellor, AUS
2. PS to Registrar/Director, CDC/FO for kind information, AUS
3. All Principals of affiliated/permitted degree Colleges under AUS for kind information and necessary action.
4. Director, Computer Centre, AUS, with a request to upload the same in the website.
5. File


(LAISHRAM BOJEN SINGH)
DR, Exam & Nodal Officers, NAD/ABC

ANNEXTURE-I

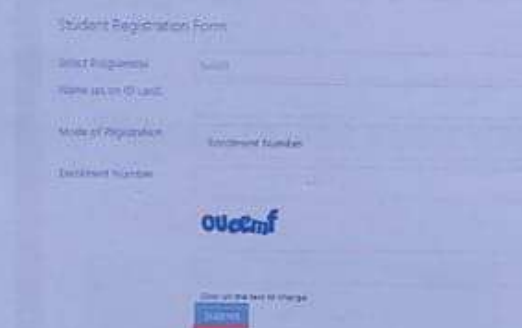
STEP BY STEP PROCEDURE FOR MAPPING OF ABC ACCOUNT TO SAMARTH OF ASSAM UNIVERSITY

1 : Type www.aus.samarth.edu.in in address bar



2. Click on **New Registration**

3. Fill *Student Registration Form* appears as below on your screen(Select your Programme from dropdown box, Name(as on ID card – enter name in the Samarth portal, Mode of Registration – Select *Enrollment number* and enter enrollment number (get enrollment number from your college , if you donot have it) and enter *captcha* appear on your screen.



4. Click on **Submit** button in Blue color

5. Enter OTP received to your registered email/mobile number



6. Click on **Submit** button in Blue color



7. Create New Password

Set your password

Username: 88762210418

Password:

Confirm Password:

[Go back to login](#)

[Submit](#)

8. Click on **Submit** button in Blue color

9. Enter your enrollment number as User ID and Password created at Step 7 above.

Student Portal

Sign In

Enrollment Number

Password

[New Registration](#) [Reset Password](#)

[Login](#)

10. Click on **Login** button in Blue color

11. Click on [Create/Link Your Academic Bank of Credits\(ABC\) Account](#) in Blue color

AU

Home / Dashboard

[Create/Link Your Academic Bank of Credits\(ABC\) Account](#)

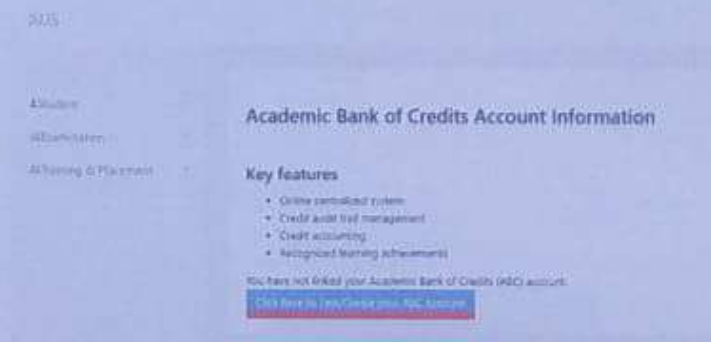
AU-BA : BACHELOR OF ARTS(AU FOA)

[CLICK HERE](#)

AC Computation

Admission & Placement

12. Click on *Click here to Link/Create your ABC Account in Blue color*



13. Click on Aadhaar/Username in Blue color (Donot click on Mobile) , enter your Aadhaar number



14. Click on Forgot Security PIN. Enter Date of Birth as per Aadhaar and select Male or Female or other



15. Click on Next in Blue color



16. Enter OTP received to your registered mobile number

Verify OTP

DigiLocker has sent you an OTP to your registered mobile (989898754)

Enter OTP

Wait few minutes for the OTP to arrive
Do not refresh or close!

Verify

Did not get the OTP? Request OTP

17. Click on *Verify* in Blue color

18. Click on *Allow* in Blue color

Please provide your consent to share the following with Samarth eGov:

- Issued Documents (3) Select all
- Aadhaar Card (XXXXXXXXXX)
- Driving License (1234567890)
- PAN Verification Record (1234567890)
- DigiLocker Drive
- Profile Information (Name, Date of Birth, Gender)
- Consent validity date (Today + 31 days) (31-Apr-2024) PAN
- Purpose (Know Your Customer)

Consent validity is subject to applicable laws.

By clicking 'Allow', you are giving consent to share with Samarth eGov

Deny Allow

19. The follow screen will be appeared on your screen. Then, your ABC account has been linked successfully.

Great! ABC Details Submitted

Academic Bank of Credits Account Information

Key features:

- Online centralized system
- Credit and fee management
- Credit accounting
- Recognized learning achievements

Your ABC account has been successfully linked.
Your ABC account number is [redacted]

We shall not provide any credits for this account. Your credit information will appear here once it is updated by university in Academic Bank of Credits
